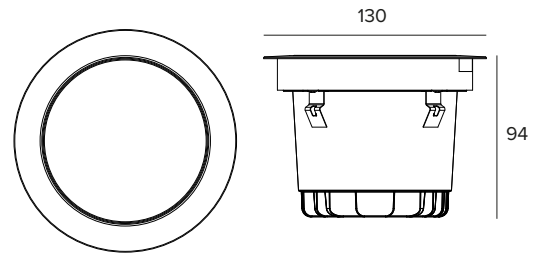


## E065ZML922ACB | Keplero Quantum 130

### Recessed professional projector with an adjustable optical unit



The fixture's photometric values can be found on the following pages



The figures on the drawing are expressed in mm.

#### SOURCE

High efficiency Chip on Board LED. 2200K (Ra90) colour temperature.

**Energy efficiency class:** E

**Nominal power:** 12W

**Nominal flux:** 1416lm

**Colour rendering index:** 90

**Rf:** 91

**Rg:** 101

**CCT nominal:** 2200K

#### ILLUMINOTECHNICAL CHARACTERISTICS

Optical system made of a double optical grade PMMA lens and a holographic diffusing filter for continuous adjustment of the beam angle (from Spot to Medium Wide Flood). Adjustability of the optical unit up to 20° on the vertical plane. Tilting of the optical unit and adjustment of the beam angle made through external regulations without opening the product.

**Optic:** ZOOM

**Beam angles:** SP-MWFL

**Optical efficiency:** See photometries

**Fixture flux:** See photometries

**Luminous efficacy:** See photometries

**Photobiological safety:** Compliant with RG1 low risk group

#### MECHANICAL CHARACTERISTICS

Die-cast aluminium body with 2 layers of protection: cataphoresis and black paint. Ultra flat decorative ring with a flared edge, made of brushed stainless steel (AISI 316) in a copper bronze finish. Anti-slip glass for public pedestrian areas.

**Colour and finish:** Copper bronze

**Version:** ANTI-SLIP GLASS

**Degree of protection:** IP66,IP67,IP68

**Mechanical Resistance:** IK10

#### ELECTRICAL CHARACTERISTICS

Constant current power supply. ON-OFF or DALI2 remote driver to be ordered separately. Precabled with 1,5m 2x0,5mm<sup>2</sup> cable. Casambi control system available via accessory (for products with DALI2 driver only).

**Fixture Power:** 14W

**Power supply:** 700mA

**Insulation Class:** CLASS 3

**Driver included:** NO

**Class F:** YES

**Ambient temperature:** -25°C / +35°C

#### INSTALLATION

In-ground installation by a reinforced nylon sleeve, to be ordered separately. Sleeves are available for flush or trim installation. 20kN resistance to static load. Wall/ceiling installation by the accessory mounting systems.

#### NOTES

IP68: the fixture is not suitable for permanent underwater installation but can withstand temporary accidental immersion to a depth of 1.5 metres (max.1h). All the Keplero Quantum 130 versions meet the drive-over and walk-over requirements set out in the EN 60598-2-13 standard. It features the "Waterblock Smart" technical solution which involves resin-sealing the connection cables to minimize the risk of moisture rising into the fixture. Commissioning of the control system via free APP; the intervention of a specialist technician can be quoted on request.

#### WARRANTY

5 years.

#### WARNING

Luminaire designed for disposal/recycling at end-of-life. Replaceable (LED only) light source by a professional. Non-replaceable control gear.

Due to the technological evolution of the electronic components, the data provided may be updated, and as such, confirmation must be requested during the order process.

Luminous flux and power supply have +/-10% tolerances with respect to the indicated value. tq +25°C (CIE 121).

We reserve the right to make technical changes.


Targetti Sankey S.r.l.  
Via Pratese, 164  
50145 Firenze - Italy  
Tel: +39 055 37911  
targetti.com  
targetti@targetti.com

CCIAA Firenze  
Share Capital:  
€ 500.000,00  
VAT N. (IT):  
01537660480  
R.E.A: FI-275656

**TARGETTI**

## E065ZML922ACB | Keplero Quantum 130

### Recessed professional projector with an adjustable optical unit



	2200K	H(m)	D(m)	Emax(lx)		
	Ra90		16°			
Fixture Power	14W	1	0.29	6958		
Source Flux	1416lm	2	0.58	1739		
Fixture Flux	889lm	3	0.87	773		
Efficacy	64lm/W	4	1.16	435		
TS2033	I <sub>max</sub> =4914cd/klm	I <sub>max</sub>	6958cd	5	1.45	278



	2200K	H(m)	D(m)	Emax(lx)		
	Ra90		42°			
Fixture Power	14W	1	0.77	1538		
Source Flux	1416lm	2	1.54	385		
Fixture Flux	857lm	3	2.31	171		
Efficacy	62lm/W	4	3.08	96		
TS2034	I <sub>max</sub> =1086cd/klm	I <sub>max</sub>	1538cd	5	3.85	62

#### SP

Fixture flux	889lm
Luminous efficacy	64lm/W
Optical efficiency	63%

#### WFL

Fixture flux	857lm
Luminous efficacy	62lm/W
Optical efficiency	60%

Due to the technological evolution of the electronic components, the data provided may be updated, and as such, confirmation must be requested during the order process.

Luminous flux and power supply have +/-10% tolerances with respect to the indicated value. tq +25°C (CIE 121).

We reserve the right to make technical changes.

Targetti Sankey S.r.l.  
Via Pratese, 164  
50145 Firenze - Italy  
Tel: +39 055 37911  
targetti.com  
targetti@targetti.com

CCIAA Firenze  
Share Capital:  
€ 500.000,00  
VAT N. (IT):  
01537660480  
R.E.A.: FI-275656

# TARGETTI

## E065ZML922ACB | Keplero Quantum 130

### Recessed professional projector with an adjustable optical unit

#### Related codes


##### Sleeve



L mm	H mm	P mm	Code
317	125	317	<b>A121</b>

Reinforced nylon installation sleeve.  
The sleeve is designed for the trim installation of the fixture.  
Complete with a cover element to protect the recessed housing during concrete pouring.  
Ax/B 317x317 H. 125



L mm	H mm	P mm	Colour	Code
317	127	317		<b>A122CB</b>

Reinforced nylon installation sleeve.  
The sleeve is designed for the flush installation of the fixture.  
Complete with a cover element to protect the recessed housing during concrete pouring.  
Ax/B 317x317 H. 127

##### Mounting System



Code

**A123**

Steel spring kit for wall and ceiling installations.

##### Power Supply

Dimensions LxHxP mm	Power	Power supply	Output current	IP	Code
114x32x44	25W MAX	220-240Vac	700mA	IP67	<b>A140EL</b>

Electronic ON-OFF power supply.

Dimensions LxHxP mm	Power	Power supply	Output current	IP	Code
114x32x44	25W MAX	220-240Vac	700mA	IP67	<b>A140D2</b>

DALI2 power supply.

#### Accessories

##### Connector



Code

**1E2493**

Linear connection box IP68.  
4 poles max. wire section 2.5mm<sup>2</sup>.  
Cable diameter range from 7 to 12mm.



Code

**1E2494**

Multiple connection box IP68.  
1 IN - 3 OUT 4 poles max. wire section 2.5mm<sup>2</sup>.  
Cable diameter range from 6 to 12mm.

##### Tool



Code

**1E3305**

Tightening wrench for the connector kit.

*Due to the technological evolution of the electronic components, the data provided may be updated, and as such, confirmation must be requested during the order process.*  
*Luminous flux and power supply have +/-10% tolerances with respect to the indicated value. tq +25°C (CIE 121).*

We reserve the right to make technical changes.

Targetti Sankey S.r.l.  
Via Pratese, 164  
50145 Firenze - Italy  
Tel: +39 055 37911  
targetti.com  
targetti@targetti.com

CCIAA Firenze  
Share Capital:  
€ 500.000,00  
VAT N. (IT):  
01537660480  
R.E.A: FI-275656

# TARGETTI